

Directions to “Miam Miam @ Parco Bugis Junction” from Bugis MRT:

After tapping out from MRT Gantry (East-West / Green Line), turn right and left towards the Locality Map Bulletin Board.

Search the Location Map Bulletin Board for “Exit B / Exit B Lift Symbol”.

(Editor’s Note: I know it seems counter-intuitive to use Exit B instead of Exit C which leads to Parco Bugis junction as well. However, based on personal experience from a PWD on Active Wheelchair going to Parco Bugis Junction, Exit B seems to be the best way to go to Parco Bugis Junction as a PWD on wheelchair / PMD)





Bus Services
towards Tuas Link 2



B

EW12 DT14
Bugis
武吉士
புகிசு

East West Line EW

Destination	First train	Last train
To Serangoon	6:55am	11:55pm
To Tuas Link	6:55am	11:55pm
To HarbourFront	6:55am	11:55pm
To Downtown East	6:55am	11:55pm
To Downtown West	6:55am	11:55pm
To North East	6:55am	11:55pm
To North West	6:55am	11:55pm
To West Coast	6:55am	11:55pm
To East Coast	6:55am	11:55pm

Downtown Line DT

Destination	First train	Last train
To Downtown East	6:55am	11:55pm
To Downtown West	6:55am	11:55pm
To North East	6:55am	11:55pm
To North West	6:55am	11:55pm
To West Coast	6:55am	11:55pm
To East Coast	6:55am	11:55pm

B


- Raffles Hospital
- The Golden Landmark
- Village Hotel Bugis
- Bras Basah
- Jalan Besar


C


- Bugis+
- Bugis Village
- Hotel Inter-Continental Spore
- Ibis Singapore on Bencoolen
- Mercure Spore Bugis
- National Design Centre
- National Library
- Parco Bugis Junction
- Saint Joseph's Church

Locality map

DANGER










Make a left turn and right turn and straight from the Location Map Bulletin Board and you will find the "Exit B Lift"



Exit B Lift, nearer to it.



The view when leaving the Exit B Lift.



Roll down gently the Moderately Steep Slope at a gentle speed.



A flat floor after that rolling down the first slope. Let's roll down the next slope!




Just alike the first slope, roll down the Moderately Step Slope at a gentle speed.



The view when waiting for the Green Pedestrian Light to light up at the Traffic Junction nearest Exit B Lift. (Editor's Note: This was taken when the Traffic Light was Red, so for your personal safety, it is very highly advisable not to cross the road before the Green Pedestrian Light turns "ON".)





The view of Parco Bugis Junction after crossing aforementioned traffic junction.



A nearer view. Careful to roll up the Steep Slope at medium to medium high speed, one notch lower than highest speed, in order to overcome Steep Slope gradient. (Editor's Note: Please take great care not to knock down fellow commuters and pedestrians on the main walkway! Thank you.)



(Editor's Note: I personally rolled to the first and smallest opening I could find because my Active Wheelchair could fit. For PMD (Personal Mobility Devices) users, kindly take the second and larger opening you can find! Thank you.)



Skip BHG Departmental Store, and turn extreme right from this point.



Enter this Parco Bugis Junction Main Entrance into the air-conditioned building.



Walk in the alleyway till you reach the Nike Store.



Reached the Nike Store!



Adventures

Rachel Tang Hao En
David Boo Koh Hua Jie
Kwok Xiu Quan John
Benjamin Poh



To the left of the Nike Store, are these 2 lifts side by side each other.
As the Green Banner in the Top Middle suggests, we are on ground floor at Level 1.
Please press the buttons located in the middle right smack in between the both lifts
to enable the lift to arrive at Level 1 from either up or down floors.




Enter the lift!



As you can see, there are an array of buttons.
Go to Level 2, where Miam Miam is located!



Tada! Miam Miam @ Parco Bugis Junction is located just right in front of you!



What a beaut ain't Miam Miam! **Adventures**

Please wait to be served by the Miam Miam Managers / Assistant Managers in order to be seated at the tables.


David Boo Koh Hua Jie
Yoh Xiu Quan John
Benjamin Poh



Aisles are wide and spacious for my Active Wheelchair to manoeuvre in and out of the restaurant.







Miam Miam Food Review

Finally got to try Miam Miam, a western eatery conveniently located right smack at the heart of the Bugis Junction Level 2 lift entrance from the Level 1 Spectacle Shop lift.

Some back story about Miam Miam:

It used to be located at Waterway Point Level 1 (located right next to Punggol MRT) where the Waterway Point Tim Ho Wan is now.





Berries Soda Drink (\$7.80++)

Enter Berries Soda, a non-alcoholic cooler mock-tail of sorts.

Its appearance is soda on top with red coloured berry puree and syrup located at the bottom of the drink with blueberries and strawberries floating on the surface.

First sip is sweet and sour filled with fizz.

When stirred, the two substances (soda and puree syrup) swirls to combine into a mixture which looks watermelon red.

The third sip tastes like an amalgamation of refreshing fizz hitting the dopamine receptors in my brain. Coupled with the berry hit to the tongue receptors to my brain,



it makes for a very refreshing cooler on a swelteringly hot weekday.



Berries Soda look after stirring the syrup base together with the sweetened soda beverage, creating a very tasty amalgamation. 😊



Mentaiko Crab Squid Ink Spaghetti (\$21.70++)

I chose the *middle priced dish* on the *Miam Miam Pasta Menu* so you don't have to. The *lowest priced* offering on the *Miam Miam Pasta Menu* is the *Mac and Cheese* at **\$15.50++**.

The *most expensive* offering on the *Miam Miam Pasta Menu* is the *Lobster Bisque Sauce with Whole Squid Spaghetti* and equally priced offering *Creamy Miso Squid with Squid Ink OR Aglio Olio Pasta (2 Pasta Variations)*, competitively priced at **\$27.90++**.

Wet, juicy at first bite, and for the most part succulent. The pasta was springy, just right toughness to bite into but not QQ, basically al-dente.

Personally, I used my fork to twirl the squid ink pasta and combined it with the mentaiko sauce. A flavourful combination, that really transported me to a time reminiscent of Italy's street pasta offerings.

It's really that good.

And justifies the \$21.70++ pricing.

The prawn meat seems like it was marinated with Tabasco, fresh chilli flakes and parsley. A tad salty, but still contributed bold flavour to the overall taste.

The crab meat, mentaiko laden, which is softer variation in toughness, and more tender and has multiple fibers. Which I thought was a very scrumptious experience. Asparagus isn't not really my thing (yes, even since young) but the asparagus stems added some rough textures in contrast to the soft squid ink pasta.

When I combined the 4 items (squid ink pasta, crab meat, asparagus and mentaiko) on the platter in one mouthful, it was a PARTY IN THE MOUTH. Very explosive mentaiko flavour bursting at the seams. Very earthy and ocean flavours combined.



When I washed down the Mentaiko Crab Squid Ink Spaghetti mix with Berries Soda I thought it went really well together. The Berries Soda drink actually compliments well with the Mentaiko Crab Squid Ink Spaghetti dish. The effervescence of fruity flavours washed down the earthy and ocean flavours down exceptionally well.

The food is really *Miam Miam!* 🤪 👍

Accessible Adventures

Rachel Tang Hao En
David Boo Koh Hua Jie
Kwok Xiu Quan John
Benjamin Poh



Accessibility Notes:



Table Height is spacious (0.8m) and after fitting my wheelchair with my knees there was still ample space to wiggle around comfortably.



Aisle width appear t be around 1.5m,



Editor's Note: With respect to Miam Miam's accessibility, it is pretty accessible with wide aisles, chairs are pullable out of table. Table height is good for PWDs on wheelchairs because of the table height being spacious enough for my knees.

Accessible Adventures

Rachel Tang Hao En
David Boo Koh Hua Jie
Kwok Xiu Quan John
Benjamin Poh



Cost (1pax)

6:45

5G 71

< Back

Order History

LAST UPDATE 18:45:28

Order created at : 18:45

COMPLETED

#790661

+ Berries Soda*

\$ 7.8

x1

+ Mentaiko Crab Squid Ink Spag*

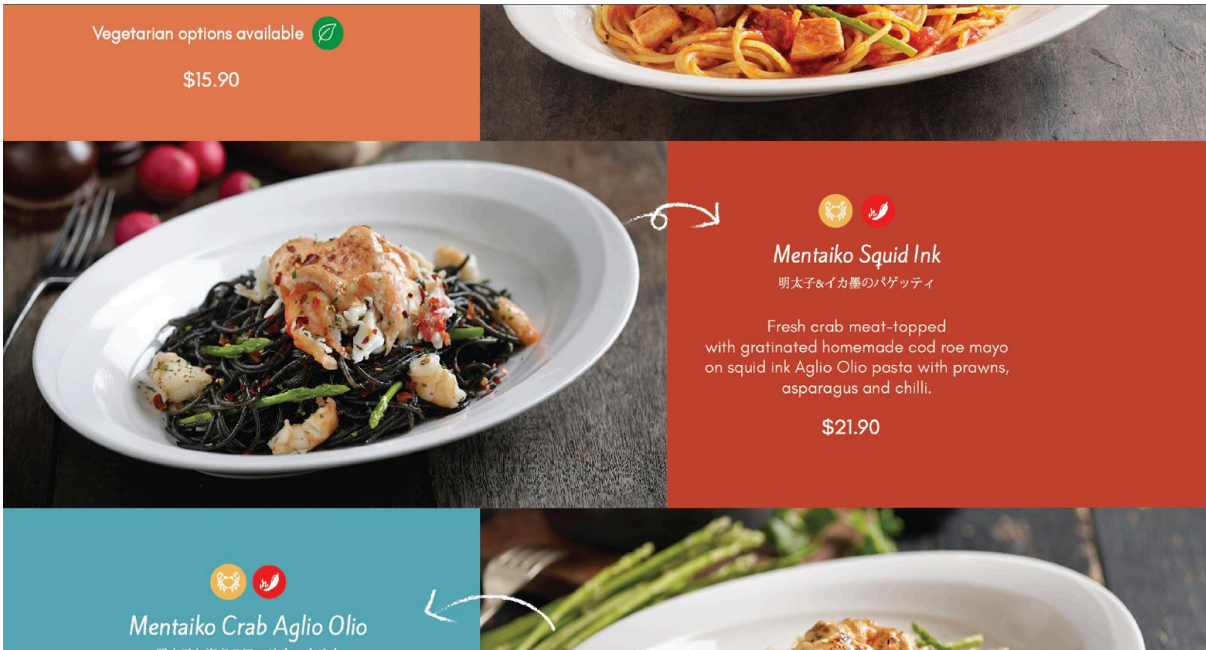
\$ 21.9

x1

Total :

\$ 29.7





Proof's in the pudding.

Accessible Adventures

Costs:

Mentaiko Crab Squid Ink Spaghetti w/ Berry Fizz Cooler Drink:
 (\$21.80 (Mentaiko Crab Squid Ink Spaghetti) + \$7.90 (Berries Soda) = \$29.70 (NET Total)) x (10% Service Charge + 9% Goods and Service Tax) = \$35.43 = **\$35.40 (Grand Total Bill, Rounded Off)**



Mentaiko Crab Squid Ink Spaghetti Without Berry Fizz Cooler Drink / With 1 Glass Detox Water (assume 1 pax seating)
(\$21.80 (Mentaiko Crab Squid Ink Spaghetti) + \$1.00 (Berries Soda) = \$22.80 (NET Total)) x (10% Service Charge + 9% Goods and Service Tax) = \$27.13 = **\$27.10**
(Grand Total Bill, Rounded Off)



(Excerpt of Detox Water price (cheapest glass of water available on the Miam Miam website menu) [MiamMiam-Menu-1.pdf](#))

Kwok Xiu Quan John
Benjamin Poh

Not the cheapest food in town, but still worthy of a solid rating on the **Editor's Restaurant Test (ERT)**.

Food Scoring System Metrics (FSSM a la ERT)

(70 : 15 :15 - Food : Restaurant : Accessibility Ratio Rating)
70% of the Overall Score is based on Food alone, 15% is based on Restaurant alone and the final 15% is based on Accessibility alone.

Why is a considerable percentage of the Overall Score is based on Accessibility?
Simple.

We're **Accessible Adventures**,

And we're here to help mostly elderly PWDs (*People with Disabilities*) on *Wheelchairs* and *PMDs (Personal Mobility Devices)* elevate their *Restaurant Experiences (REs)* in Sunny Singapore.

Rachel Tang Hao En
David Boo Koh Hua Jie
Kwok Xiu Quan John
Tan Poh

Food Rating:

Food: Flavour and Texture = **38/50** (Editor: I want to give more but scared fine dining establishments throw egg at me haha)

Food: Quality and Skillfulness of Preparation = **9/10** (Very fresh produce and ingredients being used in the preparation process, Highest quality Pasta, Crab Meat and Prawns, Mentaiko Sauce is very fresh. I can remember the taste of Mentaiko Crab Squid Ink Spaghetti from March, it's June now gosh! That speaks volumes of how memorable it is to dine there.)

Food: Value = **7/10** (Food could be less expensive for the taste

Total Food Score: 54/70 = 77.142% = 77.1% (5 Stars: 70+ Very

tasty food; I can have this for 2 meals in a row. I will come back if in the area, and I'll recommend you to try it out too if you're in the area.)

Restaurant Rating:

Service and Setting = 5/5 (Royalty treatment as a PWD by bespectacled dyed hair lady service staff, now that's something!!! / Ambience is splendid and above par.)

Presentation = 4/5 (My Spag looks Tantalising hehe)

Legitimacy / Creativity = 5/5 (Japanese-French Fusion is super unique, first of its kind I've come across.)

Total Restaurant Score: = 14/15 = 93.333%= 93.3% (5 Stars: 85+

Next level restaurant; will go if possible. Worth at least 2–3 hour lines.)



Accessibility Rating:

Accessibility of Restaurant Tables and Chairs: .5/5 (Table Height was more than ample for my Active Wheelchair Height,

Accessibility of Restaurant to Nearest Lift: 5/5 (Miam Miam is situated right in front of the Level 2 Lift of Parco Bugis Junction)

Accessibility of Restaurant to Nearest Disabled Toilet: 2.5 / 5 (I think Miam Miam quite far from the Disabled Toilet)

New Accessibility Rating:

Table Height: 3/3

Table Design: 2/2

Movable Table and Chairs: 3/3

Aisle Width: 3/3

Distance to nearest disabled toilet / How clean the toilet is: 1/3

Presence of steps within the restaurant: 2/2

Whether there is space to put wheelchair / PMD / pram: 1/2

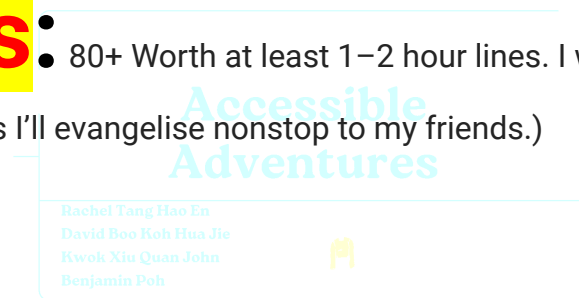
Helpfulness of Staff to PWD: 3/3

Presence of QR Ordering: 2/2


Staff Pinging System: 1/2

Total Accessibility Score: 21/25 = 84/100 = 84%

5 Stars • (80+ Worth at least 1–2 hour lines. I will actively come back. These are the places I'll evangelise nonstop to my friends.)



GRAND SCORE: 54 + 14 + 12.6 =
80.6 /100



(80+ Worth at least 1–2 hour lines. I will actively come back. These are the places I'll evangelize nonstop to my friends.)



★★★★★	70+
★★★★	60-70
★★★	50-60
★★	30-50
★	<30



Score Correspondence:

85+ Next level restaurant; will go if possible. Worth at least 2–3 hour lines.

80+ Worth at least 1–2 hour lines. I will actively come back. These are the places I'll evangelize nonstop to my friends.

70+ Very tasty food; I can have this for 2 meals in a row. I will come back if in the area, and I'll recommend you to try it out too if you're in the area.

60+ Good food. I don't regret coming here.

50+ Decent. Not incentivized to come back

40+ Not *bad*. Will not come back.

30+ Could be worse, but I'll probably tell you to avoid.

30> Worse than my own cooking; not worth the time and money to come again.

Star Metrics System:

★★★★★	70+
★★★★	60-70
★★★	50-60
★★	30-50
★	<30

**Accessible
Adventures**

Rachel Tang Hao En
David Boo Koh Hua Jie
Kwok Xiu Quan John
Benjamin Poh



